

# DO TRY THIS AT HOME

Issue #50

Featuring: **Marvin and Milo**

- What you need:**
- A dark room
  - An envelope
  - Roll of sticky tape
  - A Polo mint or similar sugary sweet
  - A friend or mirror

Milo, you're going to love this one! I can make these everyday objects glow.

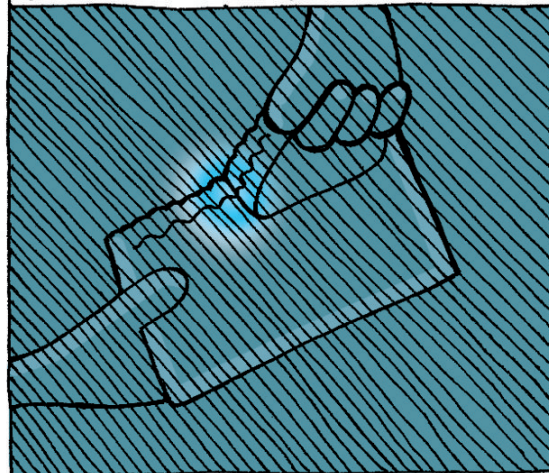


Click




Wait about five minutes in a dark room so that your eyes become dark adapted and you can make out some objects.


Rip open the seal of the envelope - you will see a blueish glow.



Try crunching a sweet with your mouth open or ripping a piece of sticky tape off of the roll.



Cracking sugar or ripping apart glued surfaces separates positive and negative electrical charges. When they recombine the surrounding air is excited, producing a flash of blueish light.



Click



Vic Le Billon