

DO ~~IT~~ TRY THIS AT HOME

Issue #43


Featuring: **Marvin and Milo**

What you need: • 2 lolly sticks • A wide elastic band • 2 smaller, narrower elastic bands • A straw • Scissors

I know what we can do with these lolly sticks!

Wrap the wide elastic band lengthwise around one of the sticks.

Cut two short pieces of straw and place them in between the stick and elastic band.



About 3cm from the end of the stick.





Place the other stick on top of the pieces of straw.

Hold the ends of both sticks together with the smaller elastic bands.

Then blow!

What happens if you move the straws closer together?

Blowing through the Loud Lollies makes the elastic band vibrate and create a sound. Moving the straws closer together shortens the section of the elastic band that can vibrate, raising the pitch of the sound produced.



Vic Le Billon