


DO ~~IT~~ TRY THIS AT HOME


issue #143



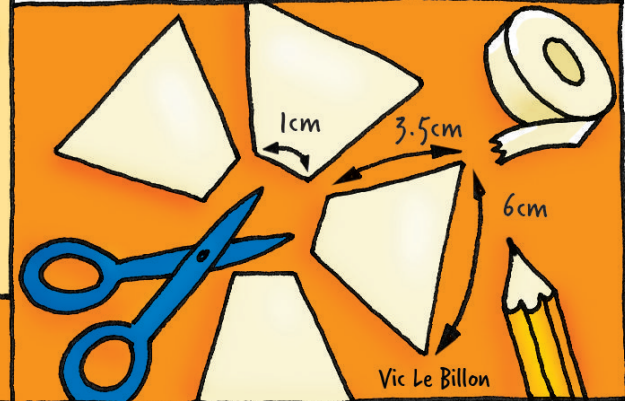
Featuring: **Marvin and Milo**

What you need: • Stiff acetate or plastic wallet
• Scissors • Tape • Smartphone

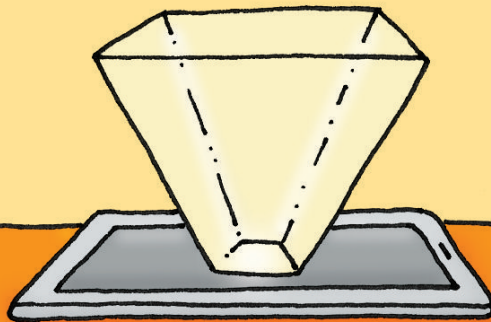
Hey Milo - I can make a "hologram" appear above your phone.



Using shiny, see-through plastic, cut out four identical pieces and tape them together to make a pyramid 6cm on each side, with sloping edges 3.5cm long and a 1cm hole at the base.




Search for "hologram videos" on your phone and switch one on - four moving objects will appear. Place the pyramid at the centre of them and turn off the lights.



KICK-START

You should see a moving 3D image appear to float within the pyramid.



Some light from each image is reflected off of the pyramid face nearest to it, making it look as if an object is floating inside the pyramid.

