

# DO ~~IT~~ TRY THIS AT HOME

issue #127

Featuring: Marvin and Milo

- What you need:**
- Two similar balloons
  - Two sports drinks bottles
  - Tape
  - Somethin to cut the ends off the bottles

Phew, good run! Don't throw those bottles away Milo - I can use them to show you a surprising trick with balloons.




Cut the lock and screw ends off both bottles...




...keep the ends unlocked and stretch a balloon over each one.


Blow up one balloon a little and lock the cap. Blow up the other a lot more and lock.



Tape the caps together and unlock - air flows from the small balloon to the larger one and inflates it even more!



The small balloon's surface is very curved, so most of the tension in the rubber squeezes down on the air, increasing its pressure. The big balloon has a flatter surface, so the tension in the rubber mostly pull son the other rubber.



Vic Le Billon