

**DO TRY THIS AT HOME**



**issue #110**

**Featuring: Marvin and Milo**

**What you need:** • Metal slinky • Disposable cup  
• Sticky tape • Scissors



Can you hear my slinky Milo? No? Let me make this slinky loud!

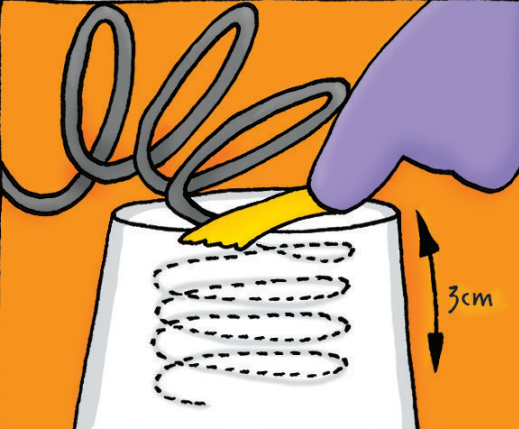



Turn the cup upside down so that the base is facing you.




Carefully use the scissors to make a small hole in it. Ask a friend to help.

Insert about 3cm of the slinky through the hole in the cup and stick it in place using sticky tape.



Hold the cup the right way up and let the slinky drop. Tap the bottom of the slinky and it'll make laser noises!



Slinkies make sound because they vibrate when they stretch out, making the air around them vibrate. Both the cup and the air inside it vibrate with the vibrations of the slinky. These build up, and the sound gets louder. This is called amplification.

Whoooo




Vic Le Billon