



DO ~~IT~~ TRY THIS AT HOME

issue #3




Featuring: **Marvin and Milo**

What you need: • A microwave • A bar of quality soap



Bonjour! Today we are going to create soap art.

Put the soap on a dish in the microwave.





Heat it on full power for about 1 minute.



WARNING:
The soap may smell strongly so don't do this before heating food!

What happened?



Tiny pockets of gas in the soap get hot and expand in all directions, pushing the soap into strange and artistic shapes.

Vic Le Billon